

2010-2011 Annual Report

First 5 El Dorado Children & Families Commission

Oct. 10, 2011





2010-2011 Annual Report

Why we report:

Funding Requirement of the Act

- Section 130150. (a) On or before October 15 of each year, each county commission **shall conduct an audit of, and issue a written report on the implementation and performance of, its functions during the preceding fiscal year**, including, at a minimum, the manner in which funds were expended, the progress toward, and the achievement of, program goals and objectives, and information on programs funded and populations served for all funded programs. On or before November 1 of each year, each county commission shall submit its audit and report to the state commission for inclusion in the state commission's consolidated report required in subdivision (b). Each commission shall submit its report in a format prescribed by the state commission if the state commission approves that format in a public meeting prior to the fiscal year during which it is to be used by the county commissions. The state commission shall develop the format in consultation with the county commissions.



2010-2011 Annual Report

Why we report:

- Highlight project outcomes
- Report numbers of children & parents/guardians served
- Inform the community of the early childhood system improvements
- Inform commission planning processes



2010-2011 Annual Report

How We Report: Result Areas & Service Areas

Improved Family Functioning

behavioral and mental health services, basic family needs, parent support services and parenting classes

Improved Child Development

preschool for 3 and 4 year-olds, comprehensive screening and assessments, early education provider programs and kindergarten transition services

Improved Health

breastfeeding nutrition, fitness, and health education, health access, home visitation for newborns, oral health, prenatal care, primary care services, safety education and injury prevention

Improved Systems of Care

school's readiness for children, outreach, planning, support and management, capacity building, training, and support, community strengthening



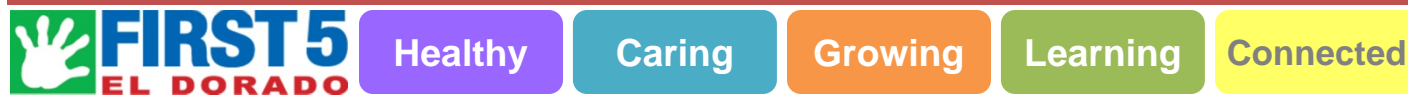
2010-2011 Annual Report

First 5 El Dorado: 2010-2011 Projects

Improved Family Functioning: Caring

General Parenting Education Programs:

- Perinatal Education Class Scholarships



www.first5eldorado.com (530) 622-5787

Growing Children, One by One...



2010-2011 Annual Report

First 5 El Dorado: 2010-2011 Projects

Improved Child Development: Growing & Learning

Comprehensive Screening and Assessments:

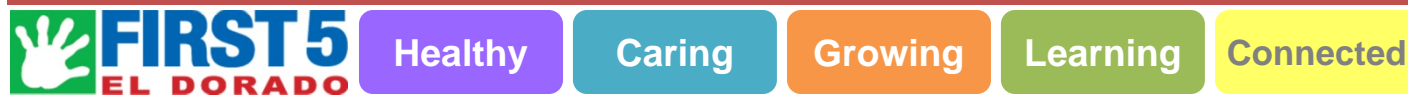
- Together We Grow

Early Education Programs for Children:

- Ready to Read @ Your Library

Early Education Provider Programs:

- High 5 for Quality



www.first5eldorado.com (530) 622-5787

Growing Children, One by One...



2010-2011 Annual Report

First 5 El Dorado: 2010-2011 Projects

Improved Child Health: Healthy & Caring

Health Access:

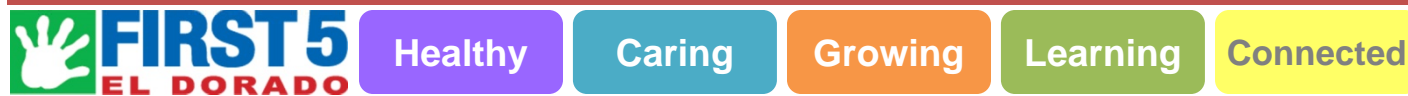
- Healthy Kids Healthy Future
- Children's Health Initiative

Home Visitation for Newborns:

- Best Beginnings

Oral Health:

- El Dorado Children's Dental Van



www.first5eldorado.com (530) 622-5787

Growing Children, One by One...



2010-2011 Annual Report

First 5 El Dorado: 2010-2011 Projects

Improved Systems of Care: Connected

Service Outreach, Planning, Support & Management:

- Community Strengthening: Divide Ready by 5, Western Slope Ready by 5, Lake Tahoe Collaborative
- Community Funding Initiative
- Communication Plan

Provider Capacity Building, Training & Support:

- School Readiness: Articulation Meetings and School Readiness Protocols





2010-2011 Annual Report

Evaluation

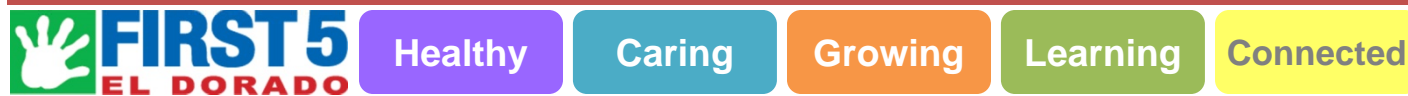
Semi-Annual Scope of Work, Population Served and Progress Reports

First 5 El Dorado Parent Surveys (Over)

PreK Child Observation Forms: Fall 2010

Community Strengthening Groups

SEI – Evaluation Support: Evaluation Plan Development and Identification of Commission Goals, Objectives and Primary Indicators, Parent Survey Analysis and Annual Evaluation Report Development



Thank You!





DRAFT

Annual Report Form 1 (AR-1)(Page 1 of 5)
County Revenue and Expenditure Summary
for Fiscal Year 2010-2011 (July 1, 2010 - June 30, 2011)

County: El Dorado

Monday, October 03, 2011

Revenue Detail

Table with 3 columns: Item Number, Description, and Amount. Items include Tobacco Tax Funds, CARES Plus Program Funds, Power of Preschool Bridge Program Funds, School Readiness Program Funds, Health Access Program Funds, Augmentation and Minimum Allocation Funds, Other Funds (Specify Source Below), Grants (Specify Source Below), Donations, Revenue from Interest Earned, and Total Revenue.

Results and Services - Expenditure Details

Result 1: Improved Family Functioning (Family Support, Education and Services)

Table with 3 columns: Item Number, Description, and Amount. Items include Behavioral, Substance Abuse and Other Mental Health Services, Adult Education and Literacy for Parents, Community Resource and Referral, and Distribution of Kit for New Parents.



DRAFT

**Annual Report Form 1 (AR-1)(Page 2 of 5)
County Revenue and Expenditure Summary
for Fiscal Year 2010-2011 (July 1, 2010 - June 30, 2011)**

County: El Dorado

Monday, October 03, 2011

16. Family Literacy Programs	\$	<input type="text" value="0"/>
17. Provision of Basic Family Needs (Food, Clothing, Housing)	\$	<input type="text" value="0"/>
18. Targeted Intensive Parent Support Services	\$	<input type="text" value="0"/>
19. General Parenting Education Programs	\$	<input type="text" value="16,574"/>
20. Other Family Functioning Support Services (please describe below)	\$	<input type="text" value="0"/>
<input type="text"/>		
21. Total	\$	16,574

Result 2: Improved Child Development (Child Development Services)

22. Preschool for 3 and 4 Year Olds	\$	<input type="text" value="0"/>
23. State School Readiness Programs & Local Match	\$	<input type="text" value="0"/>
24. Local School Readiness (Mirror Programs)	\$	<input type="text" value="0"/>
25. Comprehensive Screening and Assessments	\$	<input type="text" value="557,308"/>
26. Targeted Intensive Intervention for Children Identified with Special Needs	\$	<input type="text" value="0"/>
27. Early Education Programs for Children (Other than SR and Preschool for 3 & 4 Year Olds)	\$	<input type="text" value="293,509"/>
28. Early Education Provider Programs	\$	<input type="text" value="186,594"/>
29. Kindergarten Transition Services	\$	<input type="text" value="0"/>
30. Other Child Development Services (please describe below)	\$	<input type="text" value="0"/>
<input type="text"/>		
31. Total	\$	1,037,411



DRAFT

**Annual Report Form 1 (AR-1)(Page 3 of 5)
County Revenue and Expenditure Summary
for Fiscal Year 2010-2011 (July 1, 2010 - June 30, 2011)**

County: El Dorado

Monday, October 03, 2011

Result 3: Improved Health (Health Education and Services)

32. Breastfeeding Assistance	\$	0
33. Nutrition and Fitness	\$	0
34. Other Health Education	\$	0
35. Health Access	\$	473,742
36. Home Visitation for Newborns	\$	217,342
37. Oral Health	\$	432,439
38. Prenatal Care	\$	0
39. Primary Care Services (Immunizations, Well Child Checkups)	\$	0
40. Comprehensive Screening and Assessments	\$	0
41. Targeted Intensive Intervention for Children Identified with Special Needs	\$	0
42. Safety Education and Intentional and Unintentional Injury Prevention	\$	0
43. Specialty Medical Services	\$	0
44. Tobacco Cessation Education and Treatment	\$	0
45. Other Health Services (please describe below)	\$	0
<div style="border: 1px solid black; height: 20px; width: 600px;"></div>		
46. Total	\$	1,123,523

Result 4: Improved Systems of Care

47. Service Outreach, Planning, Support and Management	\$	223,734
48. Provider Capacity Building, Training and Support	\$	24,194
49. Community Strengthening Efforts	\$	0
50. Total	\$	247,928



DRAFT

**Annual Report Form 1 (AR-1)(Page 4 of 5)
County Revenue and Expenditure Summary
for Fiscal Year 2010-2011 (July 1, 2010 - June 30, 2011)**

County: El Dorado

Monday, October 03, 2011

Expenditure Detail

51. FY 2010-2011 Program Expenditures	\$	2,425,436
52. FY 2010-2011 Administrative Expenditures	\$	237,634
53. FY 2010-2011 Evaluation Expenditures	\$	58,893
54. Total Expenditures	\$	2,721,963
55. Excess (Deficiency) Of Revenues Over (Under) Expenses	\$	-1,425,254

Other Financing Sources

56. Sale(s) of Capital Assets	\$	0
57. Other: Specify Source Below	\$	-2,327,950
<input type="text"/>		
58. Total Other Financing Sources	\$	-2,327,950

Net Change in Fund Balance

59. Fund Balance - Beginning, July 1, 2010	\$	4,655,900
60. Fund Balance - Ending, June 30, -2011	\$	902,696
61. Net Change In Fund Balance	\$	-3,753,204

FY 2010-2011 Fund Balance

62. Non Spendable	\$	0
63. Restricted	\$	0
64. Committed	\$	902,696
65. Assigned	\$	0
66. Unassigned	\$	0
67. Total Fund Balance	\$	902,696



DRAFT

**Annual Report Form 1 (AR-1)(Page 5 of 5)
County Revenue and Expenditure Summary
for Fiscal Year 2010-2011 (July 1, 2010 - June 30, 2011)**

County: El Dorado

Monday, October 03, 2011

Expenditure Notes: Please use this space to document any issues with the information provided on this spreadsheet and to explain any significant variances from prior year's expenses that is not related to revenue growth. Please identify if any line includes significant capital expenditures. If yes, identify the line and the capital amount included.

Oral Health: \$268,183 in expenditures for Oral Health were to complete construction of the El Dorado Children's Dental Van delivered to the Commission on October 11, 2010.

Other Financing Sources (line 57): Reflects the \$2,327,950 to be paid to State of CA per AB 99.

I hereby certify the information submitted herein is accurate and complete to the best of my knowledge. I further certify that I have the authority to submit this information. I make these certifications via my name, phone number and e-mail address entered below. I acknowledge that the data in this submission may be subject to verification at a later date.

Name

Phone

Email



DRAFT

**Annual Report Form 2 (AR-2)(Page 1 of 5)
County Demographic Worksheet
for Fiscal Year 2010-2011 (July 1, 2010 - June 30, 2011)**

County: El Dorado

Monday, September 12, 2011

Result: Improved Family Functioning

Service: General Parenting Education Programs

Most Compelling Service Outcome

Perinatal Education Class Scholarships were provided at both Barton Hospital in South Lake Tahoe and Marshall Hospital on the Western Slope. Marshall provided 180 scholarships for Perinatal Education Classes including Childbirth Education, Breastfeeding Experience, and Baby Basics.

Benchmark/Baseline Data

Prior to the scholarships, access to classes was limited to only those families that could afford to pay fees.

Outcome Measurement Tool

Scope of Work Report, Population Served Report, and Progress Reports



DRAFT

**Annual Report Form 2 (AR-2)(Page 2 of 5)
County Demographic Worksheet
for Fiscal Year 2010-2011 (July 1, 2010 - June 30, 2011)**

County: El Dorado

Monday, September 12, 2011

Result: Improved Family Functioning

Service: General Parenting Education Programs

Population Served

1. Children Less than 3 Years Old	<input type="text" value="0"/>
2. Children from 3rd to 6th Birthday	<input type="text" value="0"/>
3. Children - Ages Unknown (birth to 6th Birthday)	<input type="text" value="180"/>
4. Parents/Guardians/Primary Caregivers	<input type="text" value="334"/>
5. Other Family Members	<input type="text" value="0"/>
6. Providers	<input type="text" value="0"/>
7. Total Population Served	514



DRAFT

**Annual Report Form 2 (AR-2)(Page 3 of 5)
County Demographic Worksheet
for Fiscal Year 2010-2011 (July 1, 2010 - June 30, 2011)**

County: El Dorado

Monday, September 12, 2011

Result: Improved Family Functioning

Service: General Parenting Education Programs

Ethnic Breakdown of Population Served

	Children	Parents/ Guardians/ Primary Caregivers
8. Alaska Native/American Indian	0	0
9. Asian	0	0
10. Black/African-American	0	0
11. Hispanic/Latino	0	0
12. Pacific Islander	0	0
13. White	0	0
14. Multiracial	0	0
15. Other- specify: <input type="text" value="0"/>	0	0
16. Unknown	180	334
17. Sub Totals	180	334
18. Total Population Served	514	



DRAFT

Annual Report Form 2 (AR-2)(Page 4 of 5)
 County Demographic Worksheet
 for Fiscal Year 2010-2011 (July 1, 2010 - June 30, 2011)

County: El Dorado

Monday, September 12, 2011

Result: Improved Family Functioning

Service: General Parenting Education Programs

Primary Language Spoken in the Home

	Children	Parents/ Guardians/ Primary Caregivers
19. English	180	334
20. Spanish	0	0
21. Cantonese	0	0
22. Mandarin	0	0
23. Vietnamese	0	0
24. Korean	0	0
25. Other- specify: <input type="text"/>	0	0
26. Other- specify: <input type="text"/>	0	0
27. Other- specify: <input type="text"/>	0	0
28. Unknown	0	0
29. Sub Totals	180	334
30. Total Population Served	514	



DRAFT

**Annual Report Form 2 (AR-2)(Page 1 of 5)
County Demographic Worksheet
for Fiscal Year 2010-2011 (July 1, 2010 - June 30, 2011)**

County: El Dorado

Monday, September 12, 2011

Result: Improved Child Development

Service: Comprehensive Screening and Assessments

Most Compelling Service Outcome

The Together We Grow Initiative provided access to comprehensive developmental screenings for children 0-5 in all regions of El Dorado County. During FY 10-11 the Early Childhood Specialists from Together We Grow assisted parents to complete 1,700 screenings for 1,479 children 0-5 utilizing the Ages & Stages developmental screening tools (ASQ & ASQ-SE) and a Health Questionnaire.

Benchmark/Baseline Data

During FY 07-08, parents/guardians completed developmental screenings for 627 children 0-5 utilizing the Ages & Stages screening tools and a Health Questionnaire.

Outcome Measurement Tool

Scope of Work Report, Progress Reports & Early Childhood Specialists Screenings Database



DRAFT

**Annual Report Form 2 (AR-2)(Page 2 of 5)
County Demographic Worksheet
for Fiscal Year 2010-2011 (July 1, 2010 - June 30, 2011)**

County: El Dorado

Monday, September 12, 2011

Result: Improved Child Development

Service: Comprehensive Screening and Assessments

Population Served

1. Children Less than 3 Years Old	436
2. Children from 3rd to 6th Birthday	1,043
3. Children - Ages Unknown (birth to 6th Birthday)	0
4. Parents/Guardians/Primary Caregivers	1,479
5. Other Family Members	0
6. Providers	0
7. Total Population Served	2,958



DRAFT

**Annual Report Form 2 (AR-2)(Page 3 of 5)
County Demographic Worksheet
for Fiscal Year 2010-2011 (July 1, 2010 - June 30, 2011)**

County: El Dorado

Monday, September 12, 2011

Result: Improved Child Development

Service: Comprehensive Screening and Assessments

Ethnic Breakdown of Population Served

	Children	Parents/ Guardians/ Primary Caregivers
8. Alaska Native/American Indian	14	14
9. Asian	9	9
10. Black/African-American	3	3
11. Hispanic/Latino	193	193
12. Pacific Islander	3	3
13. White	539	539
14. Multiracial	26	26
15. Other- specify: <input type="text" value="Chinese, Irish, Vietnames"/>	5	5
16. Unknown	687	687
17. Sub Totals	1,479	1,479
18. Total Population Served	2,958	



DRAFT

Annual Report Form 2 (AR-2)(Page 4 of 5)
 County Demographic Worksheet
 for Fiscal Year 2010-2011 (July 1, 2010 - June 30, 2011)

County: El Dorado

Monday, September 12, 2011

Result: Improved Child Development

Service: Comprehensive Screening and Assessments

Primary Language Spoken in the Home

	Children	Parents/ Guardians/ Primary Caregivers
19. English	1,270	1,270
20. Spanish	151	151
21. Cantonese	0	0
22. Mandarin	0	0
23. Vietnamese	0	0
24. Korean	0	0
25. Other- specify:	4	4
Eng/Spanish, Vietnamese		
26. Other- specify:	0	0
27. Other- specify:	0	0
28. Unknown	54	54
29. Sub Totals	1,479	1,479
30. Total Population Served	2,958	



DRAFT

**Annual Report Form 2 (AR-2)(Page 1 of 5)
County Demographic Worksheet
for Fiscal Year 2010-2011 (July 1, 2010 - June 30, 2011)**

County: El Dorado

Tuesday, September 20, 2011

Result: Improved Child Development

Service: Early Education Programs for Children (Other than School Readiness and Prescho

Most Compelling Service Outcome

Ready to Read @ Your Library provided early literacy services to 4,084 children 0-5 and their families in El Dorado County through 1,730 Ready to Read @ Your Library events, including monthly "Let's Read Together" story hours, "Mother Goose on the Loose", "Toddler Musical Storytime", Spanish Storytimes, other workshops and special storytimes for families, and outreach visits to early care and education programs. Overall attendance at Ready to Read @ Your Library programs during FY 10-11 was approximately 41,944 children 0-5 and their parents/guardians. Early Literacy Specialists from the Library made over 1,000 visits to early care and education programs to promote library services for children 0-5 and their families and share early literacy strategies with parents and early care providers.

Benchmark/Baseline Data

Prior to the Ready to Read at Your Library Project, the El Dorado County Library was only able to provide one monthly story time for preschool aged children at the Main Branch in Placerville and did not provide any outreach services to early care and education providers or health care providers in the community.

Outcome Measurement Tool

Scope of Work Report, Population Served Report, and Progress Reports



DRAFT

**Annual Report Form 2 (AR-2)(Page 2 of 5)
County Demographic Worksheet
for Fiscal Year 2010-2011 (July 1, 2010 - June 30, 2011)**

County: El Dorado

Tuesday, September 20, 2011

Result: Improved Child Development

Service: Early Education Programs for Children (Other than School Readiness and Prescho

Population Served

1. Children Less than 3 Years Old	1,009
2. Children from 3rd to 6th Birthday	1,029
3. Children - Ages Unknown (birth to 6th Birthday)	2,046
4. Parents/Guardians/Primary Caregivers	1,609
5. Other Family Members	0
6. Providers	81
7. Total Population Served	5,774



DRAFT

**Annual Report Form 2 (AR-2)(Page 3 of 5)
County Demographic Worksheet
for Fiscal Year 2010-2011 (July 1, 2010 - June 30, 2011)**

County: El Dorado

Tuesday, September 20, 2011

Result: Improved Child Development

Service: Early Education Programs for Children (Other than School Readiness and Prescho

Ethnic Breakdown of Population Served

	Children	Parents/ Guardians/ Primary Caregivers
8. Alaska Native/American Indian	22	0
9. Asian	48	0
10. Black/African-American	8	0
11. Hispanic/Latino	290	0
12. Pacific Islander	5	0
13. White	1,484	0
14. Multiracial	147	0
15. Other- specify: <input type="text" value="0"/>	0	0
16. Unknown	2,080	1,609
17. Sub Totals	4,084	1,609
18. Total Population Served	5,693	



DRAFT

Annual Report Form 2 (AR-2)(Page 4 of 5)
 County Demographic Worksheet
 for Fiscal Year 2010-2011 (July 1, 2010 - June 30, 2011)

County: El Dorado

Tuesday, September 20, 2011

Result: Improved Child Development

Service: Early Education Programs for Children (Other than School Readiness and Prescho

Primary Language Spoken in the Home

	Children	Parents/ Guardians/ Primary Caregivers
19. English	1,996	0
20. Spanish	229	0
21. Cantonese	0	0
22. Mandarin	0	0
23. Vietnamese	0	0
24. Korean	0	0
25. Other- specify: <input type="text"/>	0	0
26. Other- specify: <input type="text"/>	0	0
27. Other- specify: <input type="text"/>	0	0
28. Unknown	1,859	1,609
29. Sub Totals	4,084	1,609
30. Total Population Served	5,693	



DRAFT

**Annual Report Form 2 (AR-2)(Page 1 of 5)
County Demographic Worksheet
for Fiscal Year 2010-2011 (July 1, 2010 - June 30, 2011)**

County: El Dorado

Monday, September 12, 2011

Result: Improved Child Development

Service: Early Education Provider Program

Most Compelling Service Outcome

High 5 for Quality provided trainings for early care and education professionals and supported early childhood education sites through environmental assessments, achievement awards, site improvement plans and educational scholarships.

34 early childhood education sites participated in High 5 for Quality during FY 10-11: 15 sites received an achievement award for meeting high quality standards, all 34 sites completed an environmental self assessment and developed a site improvement plan, and 17 early care and education professionals received a High 5 for Quality Scholarship. High 5 for Quality also served approximately 65 early care and education professionals through quarterly trainings.

Benchmark/Baseline Data

Prior to implementation of High 5 for Quality, early childhood education sites across the county could only work with national associations offering accreditation services to measure and demonstrate quality.

Outcome Measurement Tool

Scope of Work Report and Progress Reports



DRAFT

**Annual Report Form 2 (AR-2)(Page 2 of 5)
County Demographic Worksheet
for Fiscal Year 2010-2011 (July 1, 2010 - June 30, 2011)**

County: El Dorado

Monday, September 12, 2011

Result: Improved Child Development

Service: Early Education Provider Program

Population Served

1. Children Less than 3 Years Old	<input type="text" value="0"/>
2. Children from 3rd to 6th Birthday	<input type="text" value="0"/>
3. Children - Ages Unknown (birth to 6th Birthday)	<input type="text" value="0"/>
4. Parents/Guardians/Primary Caregivers	<input type="text" value="0"/>
5. Other Family Members	<input type="text" value="0"/>
6. Providers	<input type="text" value="65"/>
7. Total Population Served	65



DRAFT

**Annual Report Form 2 (AR-2)(Page 3 of 5)
County Demographic Worksheet
for Fiscal Year 2010-2011 (July 1, 2010 - June 30, 2011)**

County: El Dorado

Monday, September 12, 2011

Result: Improved Child Development

Service: Early Education Provider Program

Ethnic Breakdown of Population Served

	Children	Parents/ Guardians/ Primary Caregivers
8. Alaska Native/American Indian	0	0
9. Asian	0	0
10. Black/African-American	0	0
11. Hispanic/Latino	0	0
12. Pacific Islander	0	0
13. White	0	0
14. Multiracial	0	0
15. Other- specify: <input type="text" value="0"/>	0	0
16. Unknown	0	0
17. Sub Totals	0	0
18. Total Population Served	0	



DRAFT

Annual Report Form 2 (AR-2)(Page 4 of 5)
County Demographic Worksheet
for Fiscal Year 2010-2011 (July 1, 2010 - June 30, 2011)

County: El Dorado

Monday, September 12, 2011

Result: Improved Child Development

Service: Early Education Provider Program

Primary Language Spoken in the Home

	Children	Parents/ Guardians/ Primary Caregivers
19. English	0	0
20. Spanish	0	0
21. Cantonese	0	0
22. Mandarin	0	0
23. Vietnamese	0	0
24. Korean	0	0
25. Other- specify: <input type="text"/>	0	0
26. Other- specify: <input type="text"/>	0	0
27. Other- specify: <input type="text"/>	0	0
28. Unknown	0	0
29. Sub Totals	0	0
30. Total Population Served	0	



DRAFT

**Annual Report Form 2 (AR-2)(Page 1 of 5)
County Demographic Worksheet
for Fiscal Year 2010-2011 (July 1, 2010 - June 30, 2011)**

County: El Dorado

Monday, September 12, 2011

Result: Improved Child Health

Service: Health Access

Most Compelling Service Outcome

The Children's Health Initiative assisted 1,153 children 0-5 with health insurance application and enrollment processes, and also helped them identify and use a medical home. 91% of parents of 0-5 year old children contacted for follow-up had established with a medical and/or dental provider within 3 months from the time they were enrolled into a health insurance plan.

Benchmark/Baseline Data

In 2001, 91% of children ages 0-18 in El Dorado County had health insurance (CHIS, 2001).

Outcome Measurement Tool

Scope of Work Report, Population Served Report, Progress Reports, and CHIS Data



DRAFT

**Annual Report Form 2 (AR-2)(Page 2 of 5)
County Demographic Worksheet
for Fiscal Year 2010-2011 (July 1, 2010 - June 30, 2011)**

County: El Dorado

Monday, September 12, 2011

Result: Improved Child Health

Service: Health Access

Population Served

1. Children Less than 3 Years Old	373
2. Children from 3rd to 6th Birthday	780
3. Children - Ages Unknown (birth to 6th Birthday)	0
4. Parents/Guardians/Primary Caregivers	401
5. Other Family Members	0
6. Providers	75
7. Total Population Served	1,629



DRAFT

**Annual Report Form 2 (AR-2)(Page 3 of 5)
County Demographic Worksheet
for Fiscal Year 2010-2011 (July 1, 2010 - June 30, 2011)**

County: El Dorado

Monday, September 12, 2011

Result: Improved Child Health

Service: Health Access

Ethnic Breakdown of Population Served

	Children	Parents/ Guardians/ Primary Caregivers
8. Alaska Native/American Indian	59	0
9. Asian	22	0
10. Black/African-American	13	0
11. Hispanic/Latino	329	0
12. Pacific Islander	0	0
13. White	730	0
14. Multiracial	0	0
15. Other- specify: <input type="text" value="0"/>	0	0
16. Unknown	0	401
17. Sub Totals	1,153	401
18. Total Population Served	1,554	



DRAFT

**Annual Report Form 2 (AR-2)(Page 4 of 5)
 County Demographic Worksheet
 for Fiscal Year 2010-2011 (July 1, 2010 - June 30, 2011)**

County: El Dorado

Monday, September 12, 2011

Result: Improved Child Health

Service: Health Access

Primary Language Spoken in the Home

	Children	Parents/ Guardians/ Primary Caregivers
19. English	1,033	0
20. Spanish	120	0
21. Cantonese	0	0
22. Mandarin	0	0
23. Vietnamese	0	0
24. Korean	0	0
25. Other- specify: <input type="text"/>	0	0
26. Other- specify: <input type="text"/>	0	0
27. Other- specify: <input type="text"/>	0	0
28. Unknown	0	401
29. Sub Totals	1,153	401
30. Total Population Served	1,554	



DRAFT

**Annual Report Form 2 (AR-2)(Page 1 of 5)
County Demographic Worksheet
for Fiscal Year 2010-2011 (July 1, 2010 - June 30, 2011)**

County: El Dorado

Tuesday, September 20, 2011

Result: Improved Child Health

Service: Home Visitation for Newborns

Most Compelling Service Outcome

The Best Beginnings Projects at Barton Hospital in South Lake Tahoe and Marshall Hospital on the Western Slope offered in-hospital support, follow-up home visits, and connections to community resources to 939 families with newborn children.
467 families with a newborn child received a home visit from a Best Beginnings Nurse, approximately 50% of families that delivered a newborn child at either Barton or Marshall Hospitals during FY 10-11.

Benchmark/Baseline Data

Prior to implementation of Best Beginnings during FY 08-09, hospitals in El Dorado County did not offer home visiting support and connection to community resources for all families delivering newborn babies in the hospital.

Outcome Measurement Tool

Scope of Work Report, Population Served Report, and Progress Reports



DRAFT

**Annual Report Form 2 (AR-2)(Page 2 of 5)
County Demographic Worksheet
for Fiscal Year 2010-2011 (July 1, 2010 - June 30, 2011)**

County: El Dorado

Tuesday, September 20, 2011

Result: Improved Child Health

Service: Home Visitation for Newborns

Population Served

1. Children Less than 3 Years Old	833
2. Children from 3rd to 6th Birthday	55
3. Children - Ages Unknown (birth to 6th Birthday)	0
4. Parents/Guardians/Primary Caregivers	1,353
5. Other Family Members	147
6. Providers	0
7. Total Population Served	2,388



DRAFT

**Annual Report Form 2 (AR-2)(Page 3 of 5)
County Demographic Worksheet
for Fiscal Year 2010-2011 (July 1, 2010 - June 30, 2011)**

County: El Dorado

Tuesday, September 20, 2011

Result: Improved Child Health

Service: Home Visitation for Newborns

Ethnic Breakdown of Population Served

	Children	Parents/ Guardians/ Primary Caregivers
8. Alaska Native/American Indian	0	0
9. Asian	7	11
10. Black/African-American	0	0
11. Hispanic/Latino	169	246
12. Pacific Islander	2	3
13. White	707	1,086
14. Multiracial	0	0
15. Other- specify: <input type="text" value="0"/>	0	0
16. Unknown	3	7
17. Sub Totals	888	1,353
18. Total Population Served	2,241	



DRAFT

**Annual Report Form 2 (AR-2)(Page 4 of 5)
 County Demographic Worksheet
 for Fiscal Year 2010-2011 (July 1, 2010 - June 30, 2011)**

County: El Dorado

Tuesday, September 20, 2011

Result: Improved Child Health

Service: Home Visitation for Newborns

Primary Language Spoken in the Home

	Children	Parents/ Guardians/ Primary Caregivers
19. English	732	1,117
20. Spanish	152	225
21. Cantonese	0	0
22. Mandarin	0	0
23. Vietnamese	0	0
24. Korean	0	0
25. Other- specify:	4	8
<input type="text" value="Tagalog, Vietnamese"/>		
26. Other- specify:	0	0
<input type="text"/>		
27. Other- specify:	0	0
<input type="text"/>		
28. Unknown	0	3
29. Sub Totals	888	1,353
30. Total Population Served	2,241	



DRAFT

**Annual Report Form 2 (AR-2)(Page 1 of 5)
County Demographic Worksheet
for Fiscal Year 2010-2011 (July 1, 2010 - June 30, 2011)**

County: El Dorado

Tuesday, September 20, 2011

Result: Improved Child Health

Service: Oral Health

Most Compelling Service Outcome

First 5 El Dorado partnered with the Shingle Springs Tribal Health Program, the El Dorado County Health Services Department, and the El Dorado County Office of Education to build the El Dorado Children's Dental Van and begin its operation. The El Dorado Children's Dental Van was fully licensed and operational as of March 8, 2011. Since March 8 the Mobile Dental Van served 134 children ages 0-5 and provided 552 dental visits. The Dental Van will serve as a dental home for children 0-5 on Medi-Cal, and will rotate between 6 locations in the County every 6 months.

An additional 111 children were served through dental van field trips for all Head Start classes. The purpose of field trips was to expose children to the dentist, reduce fear related to seeing the dentist, and familiarize them with some of the procedures they might experience.

Benchmark/Baseline Data

Prior to 2011, data showed that access to dental care for children 0-5, especially in remote areas of the county, was limited. FY 09-10 First 5 El Dorado Parent Survey data showed that 54% of children 0-5 had received a dental exam in the last 12 months.

Outcome Measurement Tool

Scope of Work Report, Population Served Report



DRAFT

**Annual Report Form 2 (AR-2)(Page 2 of 5)
County Demographic Worksheet
for Fiscal Year 2010-2011 (July 1, 2010 - June 30, 2011)**

County: El Dorado

Tuesday, September 20, 2011

Result: Improved Child Health

Service: Oral Health

Population Served

1. Children Less than 3 Years Old	<input type="text" value="0"/>
2. Children from 3rd to 6th Birthday	<input type="text" value="0"/>
3. Children - Ages Unknown (birth to 6th Birthday)	<input type="text" value="134"/>
4. Parents/Guardians/Primary Caregivers	<input type="text" value="0"/>
5. Other Family Members	<input type="text" value="0"/>
6. Providers	<input type="text" value="0"/>
7. Total Population Served	134



DRAFT

**Annual Report Form 2 (AR-2)(Page 3 of 5)
County Demographic Worksheet
for Fiscal Year 2010-2011 (July 1, 2010 - June 30, 2011)**

County: El Dorado

Tuesday, September 20, 2011

Result: Improved Child Health

Service: Oral Health

Ethnic Breakdown of Population Served

	Children	Parents/ Guardians/ Primary Caregivers
8. Alaska Native/American Indian	0	0
9. Asian	0	0
10. Black/African-American	0	0
11. Hispanic/Latino	0	0
12. Pacific Islander	0	0
13. White	0	0
14. Multiracial	0	0
15. Other- specify: <input type="text" value="0"/>	0	0
16. Unknown	134	0
17. Sub Totals	134	0
18. Total Population Served	134	



DRAFT

**Annual Report Form 2 (AR-2)(Page 4 of 5)
County Demographic Worksheet
for Fiscal Year 2010-2011 (July 1, 2010 - June 30, 2011)**

County: El Dorado

Tuesday, September 20, 2011

Result: Improved Child Health

Service: Oral Health

Primary Language Spoken in the Home

	Children	Parents/ Guardians/ Primary Caregivers
19. English	0	0
20. Spanish	0	0
21. Cantonese	0	0
22. Mandarin	0	0
23. Vietnamese	0	0
24. Korean	0	0
25. Other- specify: <input type="text"/>	0	0
26. Other- specify: <input type="text"/>	0	0
27. Other- specify: <input type="text"/>	0	0
28. Unknown	134	0
29. Sub Totals	134	0
30. Total Population Served	134	



DRAFT

**Annual Report Form 2 (AR-2)(Page 1 of 2)
County Demographic Worksheet
for Fiscal Year 2010-2011 (July 1, 2010 - June 30, 2011)**

County: El Dorado

Monday, September 12, 2011

Result: Improved Systems of Care

Service: Service Outreach, Planning, Support and Management

Most Compelling Service Outcome

Three regional Community Strengthening Groups (Western Slope, Divide, and South Lake Tahoe) met monthly for the purpose of increasing community awareness and access to services available for children 0-5 (for example, developmental screenings, health and dental insurance, medical homes, storytimes, and more) and to develop strategies to fill identified service gaps in their communities.

Benchmark/Baseline Data

Prior to the implementation of Community Strengthening groups in FY 05-06, First 5 El Dorado did not have formal community-based leadership groups in place representing children 0-5 and their families.

Outcome Measurement Tool

Progress Reports, Community Strengthening Meeting Agendas and Notes



DRAFT

**Annual Report Form 2 (AR-2)(Page 2 of 2)
County Demographic Worksheet
for Fiscal Year 2010-2011 (July 1, 2010 - June 30, 2011)**

County: El Dorado

Monday, September 12, 2011

Result: Improved Systems of Care

Service: Service Outreach, Planning, Support and Management

Who was the primary audience for the service?

Service providers serving children ages 0-5 and their families.

What were the types of services provided?

Service planning, needs assessment, promotion, integration and outreach.

What was the intended result of the service? What was the community impact of the service?

Local leadership development for children 0-5 and their families. Community Strengthening Groups work to understand needs in the community and provide feedback to First 5 El Dorado. They have provided outreach that has resulted in increased awareness and usage of First 5 programs and initiatives. For example, promotion of the library storytimes, and early childhood screenings through Together We Grow, appear to have experienced successes in part due to the collaboratives' efforts.

I hereby certify the information submitted herein is accurate and complete to the best of my knowledge. I further certify that I have the authority to submit this information. I make these certifications via my electronic signature, which is affixed hereto.

Name

Phone

Email



DRAFT

**Annual Report Form 2 (AR-2)(Page 1 of 2)
County Demographic Worksheet
for Fiscal Year 2010-2011 (July 1, 2010 - June 30, 2011)**

County: El Dorado

Tuesday, September 20, 2011

Result: Improved Systems of Care

Service: Provider Capacity Building, Training and Support

Most Compelling Service Outcome

A total of 4 (2 Fall and 2 Spring) Articulation Meetings were held in South Lake Tahoe and on the Western Slope and were attended by 188 Early Care and Education and Kindergarten Teachers, and others in the field.

Benchmark/Baseline Data

Prior to FY 07-08, there were no formal Articulation Meetings for ECE and Kindergarten Teachers.

Outcome Measurement Tool

Scope of Work Report, Progress Reports



DRAFT

**Annual Report Form 2 (AR-2)(Page 2 of 2)
County Demographic Worksheet
for Fiscal Year 2010-2011 (July 1, 2010 - June 30, 2011)**

County: El Dorado

Tuesday, September 20, 2011

Result: Improved Systems of Care

Service: Provider Capacity Building, Training and Support

Who was the primary audience for the service?

Early care and education professionals and Kindergarten teachers at all El Dorado County Schools are the primary audience.

What were the types of services provided?

Semi-Annual Articulation meetings are provided for early childhood and Kindergarten teachers at least twice yearly to deliver training & technical assistance and discuss issues related to School Readiness.

What was the intended result of the service? What was the community impact of the service?

Trainer shared how Math, Science, Language and Literacy are connected and interrelated. Articulation meetings help to bridge early care and education professionals with Kindergarten teachers for the purpose of enhancing school readiness of children in El Dorado County.

I hereby certify the information submitted herein is accurate and complete to the best of my knowledge. I further certify that I have the authority to submit this information. I make these certifications via my electronic signature, which is affixed hereto.

Name

Phone

Email



DRAFT

**Annual Report Form 3 (AR-3)(Page 1 of 3)
County Evaluation Summary
for Fiscal Year 2010-2011 (July 1, 2010 - June 30, 2011)**

County: El Dorado

Tuesday, September 20, 2011

Provide a description of the evaluation activities completed during the fiscal year

During FY 10-11, initiatives and projects funded by First 5 El Dorado completed semi-annual Scope of Work Reports, Population Served Reports, and Progress Reports. These reports provide both qualitative and quantitative information to First 5 El Dorado and aid the Commission and Community Groups in tracking progress towards the objectives specified in the Evaluation Plans for each project during the year.

Several funded projects also utilized the First 5 El Dorado Parent Survey during FY 10-11 to identify client attitudes and behaviors. Project clients completed more than 300 surveys representing 538 children age 5 or younger, providing the Commission with information about parent-child interactions, parent perceptions of their child’s health and development, and the types of services parents access for themselves and their children in their communities. Specifically, the First 5 El Dorado Parent Survey seeks to inform the Commission regarding parent and child participation in services and behaviors that research has shown lead to School Readiness in children (i.e. reading to children on a regular basis, completing periodic developmental screenings, participating in group socializations, accessing health and dental insurance and medical and dental homes, etc).

First 5 El Dorado gathered data documenting the results of 1,700 developmental screenings completed through the Together We Grow Project.

Each year, First 5 El Dorado collects information about children’s readiness for school through Child Observation Forms distributed with Kindergarten enrollment packets. For Fall 2010, First 5 El Dorado collected Observation Forms for all 31 elementary schools in the County. A total of 1,561 Child Observation Forms were collected.

In FY 09-10 First 5 El Dorado worked to implement a pilot of the KSEP (Kindergarten Student Entry Profile) in partnership with El Dorado County Office of Education. This tool, originally developed and used in Santa Barbara, is currently being implemented as a result of planning and evaluation efforts in 09-10.

Describe the evaluation findings reported during the fiscal year

Parent Surveys provided the following information about parents and guardians accessing services funded by First 5 El Dorado:

Reading to Children:

Overall, 77% of parents/guardians completing a First 5 El Dorado Parent Survey during FY 10-11 reported reading to their children on a daily basis (FY 07-08 = 69%).

Parent Groups and/or Playgroups:

Overall, 72% of parents/guardians completing a First 5 El Dorado Parent Survey during FY 10-11 reported participating in parent groups and/or playgroups (FY 07-08 = 65%).



DRAFT

**Annual Report Form 3 (AR-3)(Page 2 of 3)
County Evaluation Summary
for Fiscal Year 2010-2011 (July 1, 2010 - June 30, 2011)**

County: El Dorado

Tuesday, September 20, 2011

Child Development Class:

Overall, 57% of parents/guardians completing a First 5 El Dorado Parent Survey during FY 10-11 indicated that they had taken a class focused on the developmental stages of a young child 0-5 years of age (FY 07-08 = 56%).

Developmental Screenings:

Overall, 59% of parents/guardians completing a First 5 El Dorado Parent Survey during FY 10-11 indicated that someone had completed a developmental screening for their child in the past 12 months (FY 07-08 = 49%).

Health Insurance:

Overall, 94% of parents/guardians completing a First 5 El Dorado Parent Survey during FY 10-11 reported that they had health insurance for their child (FY 07-08 = 91%).

Medical Home:

Overall, 97% of parents/guardians completing a First 5 El Dorado Parent Survey during FY 10-11 reported that they had a regular doctor that they take their child to for well-child care (medical home) (FY 07-08 = 93%).

Dental Insurance:

Overall, 76% of parents/guardians completing a First 5 El Dorado Parent Survey during FY 10-11 reported that they had dental insurance for their child (FY 07-08 = 75%).

Dental Home:

Overall, 69% of parents/guardians completing a First 5 El Dorado Parent Survey during FY 10-11 reported that they have a dentist where they regularly take their child for oral health care (FY 07-08 = 71%).

Describe the policy impact of the evaluation results

Our evaluation results were used to develop the strategic plan.

We also note that initiatives that have been in place for several years have been able to reach large numbers of children and families, and that these initiatives are able to demonstrate positive outcomes. For example, our partnerships with the library have helped to serve thousands of children throughout the county. Parent survey results show that 85% of families that participate in Ready to Read @ Your Library activities read to their child everyday.



DRAFT

**Annual Report Form 3 (AR-3)(Page 3 of 3)
County Evaluation Summary
for Fiscal Year 2010-2011 (July 1, 2010 - June 30, 2011)**

County: El Dorado

Tuesday, September 20, 2011

I hereby certify the information submitted herein is accurate and complete to the best of my knowledge. I further certify that I have the authority to submit this information. I make these certifications via my electronic signature, which is affixed hereto.

Name

Phone

Email